



# WARRANTY TERMS & CONDITIONS (V1.5)

(For UK & Ireland markets only)

## ABSTRACT

This document describes details of warranty terms and conditions of Solax brand Inverters and accessories which sold and installed in the United Kingdom and Ireland markets from the date 1st Jan 2024. For any other Inverters or accessories that sold or installed before the date, please refer to previous version of warranty documents accordingly.

### catalogue

1. Warranty Products
2. Warranty Period
3. Performance Warranty of battery
4. Extend additional batteries
5. Warranty Claim Procedure
6. Warranty Terms
7. Transportations costs
8. Warranty Registration
9. Warranty Extension
10. Warranty Limitations
11. Service after Warranty Expiration
12. Geographical Scope

## Warranty Terms & Conditions

(For UK & Ireland-market only)

Solax Products are manufactured by SolaX Power Network Technology (Zhejiang) Co., Ltd. The company (hereinafter referred to as Solax) provides the following warranty to the purchaser (the customer) of the products. (Here, the customer is deemed to be the owner of the installed inverters/products at first sale).

This \*Limited Manufacturer Warranty is applicable for all products as listed in the **Table 1**, which sold and installed from 1st Jan 2024.

### 1. Warranty Products

This warranty applies exclusively to Solax inverters & batteries & EV Charger & Solax accessories (including online monitoring devices, breakers, CT/Meters, DataHub, and EPS/Parallel/Mate boxes) manufactured and supplied either directly by Solax or through authorized partners (distributors) of Solax. All external and ancillary parts and units (eg. Monitoring/Comm devices, batteries, hardware/software controllers etc) installed with inverters by third-parties are excluded from the warranty.

### 2. Warranty Period

Solax warrants, on the terms and conditions set out below, that:

**Table 1: Product and Warranty Period**

Product	Warranty Period
X1/X3-Hybrid-G4; X1/X3-Fit-G4; X1/X3-IES; X3-ultra;	5 years standard warranty, starting from the earlier one of the following two dates: <ul style="list-style-type: none"><li>• The date on which the product was first installed;</li><li>• 9 months after the date of production;</li></ul> <b>Note:</b> <i>If an inverter connected to Solax cloud and generation data been successfully uploaded to Solax server, the inverter warranty will be freely upgraded to 10 years standard warranty ;</i>
X1-Hybrid-LV;	5 years standard warranty, starting from the earlier one of the following two dates: <ul style="list-style-type: none"><li>• The date on which the product was first installed;</li><li>• 9 months after the date of production;</li></ul> <b>Note:</b> <i>If X1-Hybrid-LV pair with Solax battery, and connected to Solax cloud and generation data been successfully uploaded to Solax server, the inverter warranty will be freely upgraded to 10 years standard warranty ;</i>

\* This warranty is valid from 1st Jan 2024. (V1.5)

X1-Hybrid/Fit-G3, X3-Hybrid/Fit-G2, X3-MAX; X3-MEGA-G1;	5 years standard warranty, starting from the earlier one of the following two dates: <ul style="list-style-type: none"> <li>• The date on which the product was first installed;</li> <li>• 9 months after the date of production;</li> </ul>
X1-MINI/Boost/Smart G2; X3-MIC-G1 & G2; X3-MIC Pro-G1; X3-MIC Pro-G2;	5years standard warranty, starting from the earlier one of the following two dates: <ul style="list-style-type: none"> <li>• The date on which the product was first installed;</li> <li>• 9 months after the date of production;</li> </ul> <p><b>Note:</b> <i>If an inverter connected to Solax cloud and generation data been successfully uploaded to Solax server, the inverter warranty will be freely upgraded to 10 years standard warranty ;</i></p>
X3-MEGA-G2; X3-Forth;	5 years standard warranty, starting from the earlier one of the following two dates: <ul style="list-style-type: none"> <li>• The date on which the product was first installed;</li> <li>• 9 months after the date of production;</li> </ul> <p><b>Note:</b> <i>If an inverter connected to Solax cloud and generation data been successfully uploaded to Solax server, the inverter warranty will be freely upgraded to 5 years standard warranty + 1 year parts warranty;</i></p>
<b>Accessories-1:</b> Meter/CT, Pocket Wifi/Lan/4G, V1000, DataHub, X1/X3-EPS Box, X1/X3-Mate Box; Adaptor Box	2 years standard warranty, starting from the earlier one of the following two dates: <ul style="list-style-type: none"> <li>• The date on which the product was first installed;</li> <li>• 9 months after the date of production;</li> </ul>
<b>Accessories-2:</b> Off-grid EPS Parallel Box; BMS Parallel Box;	5 years standard warranty, starting from the earlier one of the following two dates: <ul style="list-style-type: none"> <li>• The date on which the product was first installed;</li> <li>• 9 months after the date of production;</li> </ul>
<b>EV Charger</b>	3 years standard warranty, starting from the earlier one of the following two dates: <ul style="list-style-type: none"> <li>• The date on which the product was first installed;</li> <li>• 9 months after the date of production;</li> </ul>

Battery series	BMS	Battery	Warranty Period
T-BAT-SYS-HV-3.0	MC0600	HV10230	10 years standard warranty, starting from the earlier one of the following two dates: <ul style="list-style-type: none"> <li>• The date on which the product was first installed;</li> <li>• 9 months after the date of production;</li> </ul>
T-BAT-SYS-HV-S2.5	MCS0800	TP-HS2.5	
T-BAT-SYS-HV-S3.6	MCS0800	TP-HS3.6	
T-BAT-SYS-HV-S50E	MCS0800E	TP-HS50E	

\* This warranty is valid from 1st Jan 2024. (V1.5)

T-BAT-SYS-HV-5.8	T-BAT H 5.8 Master battery integrated with BMS	HV11550	This warranty does not include any accessories and tool kit items provided with the product.
T-BAT-SYS-LV-R2.5	T-BAT LR25		
T-BAT-SYS-LV-R3.6	T-BAT LR36		
T-BAT-SYS-HV-R2.5	MCR0800	TP-HR25	
T-BAT-SYS-HV-R3.6	MCR0800	TP-HR36	

1 year parts warranty: The warranty covers only the cost of hardware material required to get the device functioning again. It excludes any inbound/outbound transportation costs or labor costs of replacement/on-site service.

In the event of product replacement, the remaining warranty period shall be transferred to the substitution product. Solax will automatically register such replacement, and you will not be provided a new certification. If the remaining warranty period is less than 1 year, the warranty period of the device and its substitute will be extended to 1 year automatically.

### 3. Performance Warranty of battery

Solax warrants and represents that the product retains at least 70% of Nominal Energy for either 120 months after the commissioning date or for a minimum Energy Throughput as per the table indicated below (whichever comes first) when the battery system is operated under a normal use followed by the specification and the manual provided by Solax. The product DoD is 90% and during warranty period, it can safely operate at the range of this DoD.

The term “Nominal Energy” herein means the initially rated capacity of the product as indicated on the label of the products. The precondition warranty shall be as follows:

The energy throughput is within the value indicated on the table below:

Product	Nominal Energy	Energy Throughput
HV10230	3.1kWh	9.6MWh
TP-HS2.5	2.5kWh	7.8MWh
TP-HS3.6	3.6kWh	11.2MWh
T58-M(T-BAT H 5.8)	5.76kWh	17.9MWh
T58-S(HV11500)	5.76kWh	17.9MWh
TP-HS50E	5.1 kWh	15.9 MWh
T-BAT LR25	2.5 kWh	7.8 MWh
T-BAT LR36	3.6 kWh	11.2 MWh
TP-HR25	2.5 kWh	7.8 MWh
TP-HR36	3.6 kWh	11.2 MWh

\* This warranty is valid from 1st Jan 2024. (V1.5)

For Capacity measurement conditions:90% DOD, Initial battery temperature from BMS: 25-30°C, charge/discharge rate of 0.2 C, Battery Capacity may vary depending on the inverter brand.

The ambient temperature during the battery operation shall be as below:

**T-BAT H 5.8/HV11500:** 0°C~50°C

**T-BAT-SYS-HV-3.0, T-BAT-SYS-HVS2.5/3.6, T-BAT-SYS-HV-S50E:** -30°C ~ 53°C (with heating function),  
-20°C ~ 50°C (no heating function)

**T-BAT-SYS-HV-R2.5/3.6,T-BAT-SYS-LV-R2.5/3.6:** -20°C ~ 50°C

Note: The battery can only be discharged and cannot be charged at -20°C~0°C.

Due to the characteristics of lithium batteries, the storage environment temperature needs to meet the requirements:

**T-BAT-SYS-HV-5.8:**

It can be stored at -20°C to 30°C for 1 year, and at 30°C to 55°C for 6 months.

**T-BAT-SYS-HV-3.0,T-BAT-SYS-HV-R2.5/3.6,T-BAT-SYS-HVS2.5/3.6,T-BAT-SYS-LV-R2.5/3.6,T-BAT-SYS-HV-S50E:**

It can be stored at -20°C to 30°C for 1 year, and at 30°C to 50°C for 6 months.

#### 4. Extend additional batteries

It is supported to add extra batteries to the existing system within 1 year after the installation. Before extending the system, electrician shall follow every step on the Battery Extension SOP provided by Solax Power to ensure the batteries are at the same voltage level. And the warranty information can be added on the warranty registration session on the website.

#### 5. Warranty Claim Procedure

For the claimant, please contact the local distributor where the product was purchased, or the installer who installed the inverter, they will contact with Solax if necessary. If the claimant was unable to obtain service from them, or was NOT satisfied with their service, the claimant can escalate their service request by contacting with Solax service team ([service.uk@solaxpower.com](mailto:service.uk@solaxpower.com)) or contacting via Solax official website <https://www.solaxpower.com/contact/> accordingly.

Please note, in order to deliver a friendly and timely service, Solax cooperates with several distributors and installers all over the world. As such, please treat them as the default service channel of Solax and use these service channels to make your warranty claim; Solax will support and audit service channels to ensure good service to customers.

For a warranty claim, the following information needs to be provided:

- 1). Contact information of claimant, including name of the person, phone number, email address and shipment address.
- 2). Information regarding all defective product(s), including product(s) model(s), serial number(s), installation date and failure date. Any claims shall be made within one month of failure date to be considered under the warranty.

\* This warranty is valid from 1st Jan 2024. (V1.5)

- 3). Installation information, including brand, model, and number of PV panels; if the defective product is an energy storage system, the brand and model of batteries are also needed.
- 4). Error message on LCD screen (if applicable) and additional information regarding the fault/error.
- 5). Description of actions taken before the failure and detailed information of previous claims (if applicable)

Solax may arrange an on-site inspection to find out the root of the faults. The claimant is responsible for granting access, making time, and ensuring the safety of the inspection by a technician from Solax or an authorized third-party company. Solax reserves the right not to enter the site should the Solax technician consider it unsafe to do so.

While we processing the replacement action, the following information needs to be provided:

- A completed warranty claim form (Solax RMA form);
- A copy of your original invoice, receipt, commissioning report, or any other document which can prove the purchase of the inverter or accessory and/or extended warranty, or the date of installation;

Solax reserves the right to reject the warranty claim:

- If you fail to provide the above-mentioned information;
- If the product (Solax inverter or/and accessory) is replaced without the prior consent of Solax;
- If the defect that is claimed is not caused by defective materials or workmanship;

Solax will seek reimbursement of all costs (labour, travel, delivery, and/or replacement units that have been sent) incurred from the claimant if the product of replacement is found to be free from defects in materials or workmanship, or the product is found not to be covered by this Limited Warranty.

If the faulty device is not returned to Solax within 6 weeks after replacement, our company reserves the right to charge based on the current market selling price of the machine.

## 6. Warranty Terms

Solax warrants all goods to be free from defects in materials or workmanship under normal use, and in the event of the occurrence of a defect for which Solax is responsible during the agreed warranty period, Solax will, at its discretion:

- Fix the problem by updating the software or change the configurations; or
- Repair the defect on the premises of Solax or on the customer's site; or
- Provide an equivalent substitute (repaired, refurbished, or upgraded model with at least equivalent functions) or a new device, For every single inverter exchange case, the claimant must gather the necessary information and send the RMA report (by following Solax's RMA template) to Solax to confirm the RMA request, prior to the inverter being exchanged
- If it is proven that the problem was caused by faulty installation, Solax reserves the right to contact the original installer and request that they provide a solution to fix the issue before Solax's intervention and may charge the subsequent cost to the original installer if they fail to provide a proper solution to fix this issue.

## 7. Transportations costs

\* This warranty is valid from 1st Jan 2024. (V1.5)

Unless there are some unique agreements signed between Solax and the customers (the distributors), the warranty covers only the cost of materials that makes the products functional.

the transportation costs of replacement units, including shipments, duties, import & export fees, are covered by this warranty in the United Kingdom and Ireland.

In some cases, the claimant needs to organize the return of the allegedly defective product to Solax and should confirm with Solax for the shipment schedule in advance. As products need to be packaged in a reasonable condition, Solax suggests using packaging material that is the same size as the product package at the time of purchase. If the allegedly defective product is no damage found after checking the returned product, Solax will invoice the claimant for the replacement unit in addition to the delivery and associated service charges.

## 8. Warranty Registration

The direct customers who have purchased Solax products (Solax inverters and accessories) shall register these products and upload the information (such as the original purchase invoice, inverter SN, and contact information) within **90 days** from the date of commissioning of the products (register online: <https://www.solaxcloud.com/#/warranty> ). If a customer fails to register a Solax product before the deadline, the product warranty period will be counted automatically from 9 months after the manufacturing date.

## 9. Warranty Extension

Some products that support extended warranty, A warranty extension can be purchased from Solax's authorized distributors for the mentioned of products no later than 6 months after its first installation date (or 12 months after production date), or end users can purchase via Solax cloud website after finish online monitoring registration. The new warranty period of the units will automatically include the extended warranty and the remaining warranty. Solax has the rights to increase the payment standard for warranty extension or reject any application received at a later point of time.

**Note:** The warranty extension covers only the cost of hardware material required to get the device functioning again. It excludes any inbound/outbound transportation costs or labor costs of replacement/on-site service.

## 10. Warranty Limitations

This limited warranty applies to products sold and installed after date of 1<sup>st</sup> Jan 2024, and sold through Solax or authorized resellers. The defective parts or units replaced under a warranty claim become the properties of Solax, and must be returned to Solax or Authorized Cooperated Partners (distributors) for inspection with the original or equivalent packaging.

The product is not covered by warranty in the following cases:

- A. The product is out of the warranty period;
- B. Product failure is not reported to Solax within 4 weeks of appearance;
- C. Failed to comply with Solax installation manual or maintenance instructions for the inverter or accessory;
- D. Failed to comply with the safety rules and regulations in respect of the inverter or accessory;
- E. The inverter or accessory is damaged during transportation but the claimant has signed the delivery receipt (which requests the claimant to double check the outside & inside of the package and take pictures as evidence before signing the delivery receipt);

\* This warranty is valid from 1st Jan 2024. (V1.5)

- F. The replaced products have not been returned to Solax or cooperated partners (distributors) within **30** days;
- G. The defect is caused by improper usage of the product or failure to comply with the usage of the product for purposes other than those for which the product was designed or intended;
- H. The product is moved for any reason after it has been installed (regardless of whether it has been reinstalled subsequently or moved back to the same location) unless it is reinstalled at the same address by a qualified installer who has provided a test report to Solax.
- I. The damage or defect is caused by lightning, flood, fire, power surge, corrosion, pest damage, actions of a third-party, or any other force majeure factors;
- J. The damage or defect is caused by embedded or external software or hardware (eg. the devices to control the inverters or the devices to control battery charging or discharging) from third parties without authorization (agreement in writing) from Solax;
- K. The product is modified or altered (including the cases in which the product series number or product label is altered, removed, or defaced);
- L. Flaws (eg. any external scratch or stain, or nature material wearing which does not represent a defect) that do not adversely affect the proper functioning of the inverter or accessory
- M. Normal wear or tear;
- N. Travel and subsistence expenses as well as on-site installation, modification and normal maintenance costs;
- O. Duties, import/export fees or costs and other general administrative costs;
- P. Products purchased from nonofficial channels (eg. Not authorized distributors and their cooperated partners);

The substitute inverter or accessory with technical improvement may not be entirely compatible with the remaining components of the photovoltaic system. The costs incurred as a consequence will not be covered by the warranty or extended warranty.

Furthermore, all other costs including but not limited to compensation from direct or indirect damages arising from the defective device or other facilities of the PV system, or loss of power generated during the product downtime are not covered by this warranty. In any other case, whether in contract, tort, or otherwise, the maximum compensation for customer losses caused by its faults shall not exceed the amount paid by the customer for the purchase of the equipment.

## 11. Service after Warranty Expiration

For products which are out of warranty or invalidation, Solax provides an additional charge service, which includes the on-site service fee, materials fee, labor cost, and logistic fee:

- **On-site service fee:** Travel cost and time for the technician to deliver on-site services and the cost of labor time for the technician to install, analyse, repair, test and maintain faculty products;
- **Materials fee:** Cost of replacing the parts or units or any other relevant materials;
- **Logistic fee:** Cost of delivery, including the costs of sending the defective products from end users to Solax, or/and the costs of sending the repaired products from Solax to end users;

## 12. Geographical Scope

This Limited Warranty terms and conditions only apply for the products which are originally purchased from Solax's authorized channels and installed in the destination defined within the United Kingdom and Ireland., unless there are specially agreements signed between Solax and the direct purchaser. For any units sold for one country/region but installed in another country/region, the warranty will become invalid if there is no written confirmation/approval from Solax prior to the installation.



## Special Point Out

### Regarding HYBRID INSTALLATION

#### I. For Hybrid inverters installed with Triple Power batteries:

- The default minimum capacity is 10% (can be changed to a higher level). During night time (no PV), when the battery is discharged to the minimum capacity, usually it will go into the “Idle mode” or “Standby mode”. However, the whole hybrid system is still consuming power. Therefore, you may see that the battery capacity sometimes goes down to low than 10%. When the battery capacity is down to 5% (protection level), it will trigger a charging demand, which requests charging from grid until it goes back to the normal minimum capacity level, it may happen in the night time or during winter time when there is no enough PV production or during bad weather days. This is a normal behaviour and won't affect the battery life.
- It is recommended to force charging battery from grid timely during bad weather (like continuous snowstorm, raining, cloudy days), so as to ensure that the battery won't be fully discharged (0 capacity) under such situations. Besides, manually switching off the whole system is a good choice as well when under such conditions.
- When adding a new extra battery to the existing system, it is requested that the new battery has the same capacity level with the existing battery system before it is added (pre-charge the original battery system and new battery to the full capacity, and then install them together), please check triple power battery user manual regarding this point;
- When charging a battery from grid, consider its self-consumption during this process. The total energy taken from grid won't be completely the same as the total energy discharged from the battery system. Hence, the warranty claim under such conditions will not be accepted.

#### II. For Hybrid inverters installed in completely off-grid settings:

- It is requested that off-grid installation is inspected annually by a qualified electrician and recorded in form of documentation (See Table 2 for details) . Failure to comply with the described requirement to maintain the equipment may invalidate any warranty claims;
- For better analysis and troubleshooting in case of a warranty claim, it is recommended that the customer register the inverter system online; otherwise, the customer will need to provide detailed information in Solax RMA form for the warranty claim;
- The load installed with an off-grid system shall be calculated on the basis of its rated power; otherwise, it may have EPS Overload fault during night time or when there is not enough production from PV and battery, especially for inductive loads. Damages to inverters caused by incorrect installation will not be covered by the warranty.

\*This Limited Warranty is a basic warranty promise from Solax to the end users. In certain countries/regions, end users may receive an additional warranty promise (should be at least equivalent to the manufacturer's warranty) which is provided by Solax's local distributors; should any claims arise in this respect, please direct them to the local distributor. Please note this limited warranty statement may NOT be the latest version, if any needs, please contact with Solax to get the latest version.







Appendix:

Table 2: Annual Inspection Checklist







Annual Inspection Checklist		
Inspection Items	Confirm compliance with printing ✓, Not involving item printing /	Exception Handling
Photovoltaic module configuration, PV open circuit voltage < 500V		Feedback to the installer for handling
There is no deformation, corrosion, looseness, or damage to the cables and wiring terminals		Feedback to the installer for handling
There is an external fan, please confirm that there is no blockage in the fan		Feedback to the installer for handling
Does the EPS port output voltage meet $230V \pm 10V$		Feedback to the installer for handling
EPS port output frequency, please check the set value. If 50HZ is set, output $50HZ \pm 0.5HZ$ . If 60HZ is set, output $60HZ \pm 0.5HZ$		Feedback to the installer for handling
Is there any situation where the load cannot be carried		If so, confirm whether EPS is connected to inductive loads with high starting current, such as water pumps, fixed frequency air conditioners, motors, etc. When this type of load is started, it may cause EPS overload. It is recommended not to connect it to the EPS port
The battery is running normally		Feedback to the installer for handling
When connecting the Triple Power battery, it is recommended to set the min SOC of the battery to be higher than 10%		Due to off grid operation, if $SOC \leq \text{min SOC}$ , the inverter cannot enter EPS mode, and the battery needs to be charged to SOC of 31% to restore EPS output
If the system is connected to lead-acid batteries, the NTC wiring should be firmly and reliably connected to the battery		Feedback to the installer for handling

\* This warranty is valid from 1st Jan 2024. (V1.5)

**Table 3: Product and Appearance**

Product	Appearance
X1-Hybrid/Fit-G4;	
X3-Hybrid/Fit-G4;	
X1/X3-IES series inverter;	
X3-Ultra;	
X1-Hybrid-LV;	
X1-MINI;	

\* This warranty is valid from 1st Jan 2024. (V1.5)

X1-Boost;	
X1-SMART-G2;	
X3-MIC-G1 & G2;	
X3-MIC Pro-G1 & G2;	
X1-Hybrid/Fit;	
X3-Hybrid/Fit;	

\* This warranty is valid from 1st Jan 2024. (V1.5)

X3-MAX;  
X3-Forth;



X3-MEGA-G1 & G2;



X1/X3-EPS Box, X1/X3-Mate Box;



Off-grid eps parallel Box;  
BMS Parallel Box;



Meter/CT;



\* This warranty is valid from 1st Jan 2024. (V1.5)

Pocket Wifi/Lan;




V1000, DataHub;



Adaptor Box;



T58 Master battery;  
(T-BAT H5.8, T58 Master battery  
integrated with BMS)



T58 Slave battery;  
(HV11550, Only battery module, no  
BMS integrated)



\* This warranty is valid from 1st Jan 2024. (V1.5)

<p>T-BAT-SYS-HV-3.0 BMS; (MC0600)</p>	
<p>T-BAT-SYS-HV-3.0-battery; (HV10230)</p>	
<p>TBMS-MCS0800;</p>	
<p>TP-HS2.5/ TP-HS3.6;</p>	
<p>T-BAT LV2.56/ T-BAT-LV-R3.6;</p>	
<p>MCR0800;</p>	
<p>TP-HR25/ TP-HR36;</p>	
<p>MCS0800E;</p>	

\* This warranty is valid from 1st Jan 2024. (V1.5)

TP-HS50E;	 A white, rectangular wall-mounted device with two cables protruding from the top.
EV Charger;	 A white, vertical wall-mounted EV charger with a digital display and control buttons.

SOLAX  
POWER